











| Specifications |

 3.2kW, High Frequency Generator	 High Resolution 1K Camera	 High Storage Capacity <ul style="list-style-type: none">- 1TB HDD x 2- 250GB SSD x 2* RAID 1 (Mirroring)
 Control/Optimize Radiation Dose <ul style="list-style-type: none">- Bi-directional Laser Guide- DAP (Dose Area Product) meter- Low dose mode- Pulse mode	 IPS 19" Medical Dual Monitors	 DICOM Services <ul style="list-style-type: none">- DICOM 3.0- Thermal Printer (Optional)
 Monotank Tube	 9" Image Intensifier	 Connectivity to PACS



OFFICE

227, Sowon-ro, Deogyang-gu, Goyang-si, Gyeonggi-do 10534 Korea
Tel. +82 31-906-9017 Fax. +82 31-948-4208

INDONESIA DISTRIBUTOR

PT. Setia Zam Med
Habitat Land Cibinong, Blok R1 No.2, 4, 6, 8
Jl. Kramat Raya - Cikaret Cibinong RT.04 RW.05, Kel. Tengah, Kec. Cibinong, Kab. Bogor,
Java Barat 16914 - Indonesia
Telp. 021-83723061
Email: setia.zamed@gmail.com
Website: www.x-vision.co.id



PT. Setia Zam Med

GEMSS
HEALTHCARE

© GEMSS HEALTHCARE Co., Ltd. All rights reserved.

PLUS INNOVATION IN SURGICAL IMAGES XPLUS 35

www.x-vision.co.id

GEMSS
HEALTHCARE

XPLUS 35

Great usability and excellent image quality

Flexible Viewing Options

- Medical foldable dual monitors
- Support of additional 3rd monitor through HDMI cable to let the live images shared in real-time



Wide Clinical Spectrum

- Diverse Image Processing S/W including recursive filtering, motion detection, edge enhancement, cine mode, etc.

Smart Color Operation System

- Intuitive color-coded brakes and handles for easy operation



Compact and Sleek Design

- Compact and counterbalanced design to utilize the space and make the positioning easier



High-quality Images at Low Dose

- 3.2kW powerful monoblock generator to provide precise and clear image output

XPLUS 35, a high-performance mobile C-arm x-ray system with its revolutionary versatility, efficiency and the superb image resolution provides you with precise image output and efficient workflow in any clinical environment. With XPLUS 35, experience the true difference for complete satisfaction.

| Strong Point |

- 135° orbital movement, 790mm free space and 1010mm SID to optimize for various clinical environments
- Bi-directional Laser Guide for precise positioning and lower patient radiation dose
- DAP (Dose Area Product) Meter for more accurate dose tracking and display
- Key-lock system (optional) and RAID 1 for security and reliability