











| Specifications |

- | | | |
|---|---|---|
|  3.2kW, High Frequency Generator |  High Resolution Flat Panel Detector |  Monotank Tube |
|  Control/Optimize Radiation Dose
- DAP(Dose Area Product) meter
- Low dose mode
- Pulse mode |  Flexible Viewing Options
- 34" Ultra-wide Monitor
- 19" Medical dual monitors (Optional) |  DICOM Services
- DICOM 3.0
- Thermal Printer (Optional) |
|  High Storage Capacity
- 1TB HDD x 2
- 250GB SSD x 2
* RAID 1 (Mirroring) |  Laser Guide |  Connectivity to PACS |



**PLUS CLARITY FOR
SUPERB DIGITAL IMAGES**
XPLUS 35FD

www.x-vision.co.id



* Product design and specifications are subject to change without prior notice.

HEAD OFFICE

227, Sowon-ro, Deogyang-gu, Goyang-si, Gyeonggi-do 10534 Korea
Tel. +82 31-906-9017 Fax. +82 31-948-4208
sales@gemss.co.kr www.gemss.co.kr

INDONESIA DISTRIBUTOR

PT. Setia Zam Med
Habitat Land Cibinong, Blok R1 No.2, 4, 6, 8
Jl. Kramat Raya - Cikaret Cibinong RT.04 RW.05, Kel. Tengah, Kec. Cibinong, Kab.
Bogor, Jawa Barat 16914 - Indonesia
Telp. 021-83723061
Email: setia.zamed@gmail.com
Website: www.x-vision.co.id

XPLUS 35FD

High Performance Mobile C-arm With FPD

Wider and Clearer Display

- 34" Ultra-wide full HD screen
- 19" Medical foldable dual monitors (Optional)
- Enhanced image display and intuitive user interface with functionality and convenience



Medical dual monitors (Optional)

Wide Clinical Spectrum

- Diverse Image Processing S/W including recursive filtering, motion detection, edge enhancement, cine mode, etc.

Compact and High Resolution Flat Panel Detector

- Wide dynamic range for better diagnostic and distortion-free imaging at low dose

Smart Color Operation System

- Intuitive color-coded brakes and handles for easy operation

Compact and Sleek Design

- Compact and counterbalanced design to utilize the space and make the positioning easier

High-quality Images at Low Dose

- 3.2kW powerful monoblock generator to provide precise and clear image output

| Strong Point |

- 165° orbital movement, 840mm free space and 1051mm SID to optimize for various clinical environments
- Laser Guide for precise positioning and lower patient radiation dose
- DAP (Dose Area Product) Meter for more accurate dose tracking and display
- Key-lock system and RAID 1 for security and reliability (Optional)

XPLUS 35FD, a high-performance mobile C-arm x-ray system with its revolutionary versatility, efficiency and the superb image resolution provides you with precise image output and efficient workflow in any clinical environment. With XPLUS 35FD, experience the true difference for complete satisfaction.